

## Physical Spot Prices – May 07, 2026

	Price	Change	Natural Gas Equivalent
Natural Gas – H. Hub	\$2.769/MMBtu	+\$0.002	\$2.769
Propane – Mont Belvieu	\$0.8612/gal	+\$0.0472	\$9.41
Crude Oil – WTI Cush	\$95.08/bl	-\$11.800	\$16.39
No.2 Heating Oil – NYH	\$141.04/bl	-\$14.830	\$24.21
No.6 Resid. – G. Coast	\$87.99/bl	-\$8.200	\$13.99
Cent App Coal (prev. day)	\$85.50/ton	\$0.000	\$3.42

**Change is from previous week**

## U.S. Rotary Rig Count for:

Week ending 05-01-26

	Gas	Oil
Current	130	408
Last Week	129	407
Last Year	108	472

Market Update is a weekly publication of Encore Energy Services, Inc. and is designed to provide industrial and commercial customers with the latest "Market News" in the natural gas industry. The information contained herein is intended as general business information. This publication contains forward-looking material and is not intended for a specific business situation. If you would like copies of previous reports, please visit our website or contact your Sales Manager.

## Futures Pricing

At the close of business Thursday, May 07, 2026 the future strip prices were as follows:

	This Week 05/07/26	Last Week 04/30/26	Change	Last Month 04/07/26	Change	Last Year 05/07/25	Change
NYMEX near month	\$2.769	\$2.767	+\$0.002	\$2.986	-\$0.217	\$4.074	-\$1.305
NYMEX 12-month strip	\$3.376	\$3.420	-\$0.044	\$3.604	-\$0.228	\$4.222	-\$0.846
NYMEX Winter strip	\$3.912	\$3.967	-\$0.055	\$4.166	-\$0.254	\$4.550	-\$0.638
NYMEX Summer strip	\$3.178	\$3.240	-\$0.062	\$3.381	-\$0.203	\$3.593	-\$0.415

Near month range for the week = \$2.676 - \$2.883

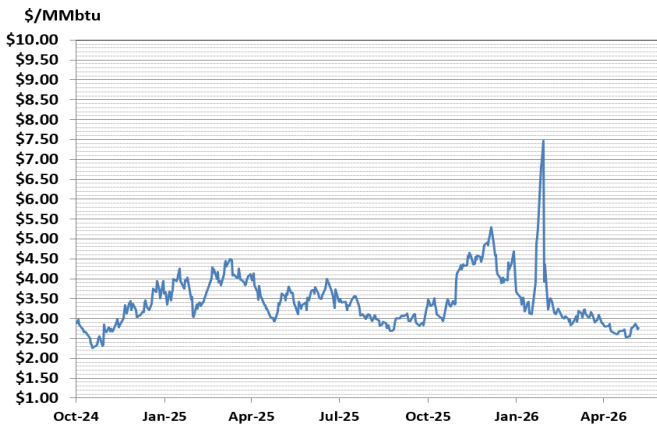
Current near month is June '26

12-month strip is June '26 – May '27

Summer strip is April '27 – Oct '27

Winter strip is Nov '26 – Mar '27

## Near-Month Natural Gas Futures Prices (NYMEX) through May 07, 2026



## Storage Report

For the week ending May 01, 2026, natural gas storage reported by the Energy Information Administration (EIA) was as follows:

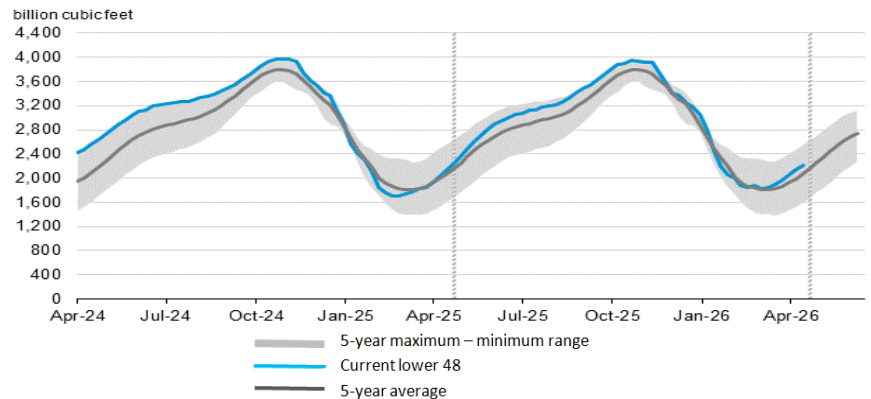
This Week	Last Week	Last Year	5 Yr. Ave.
2,205	2,142	2,130	2,066

Change this week: +63 Bcf Change for the same week last year: +77 Bcf

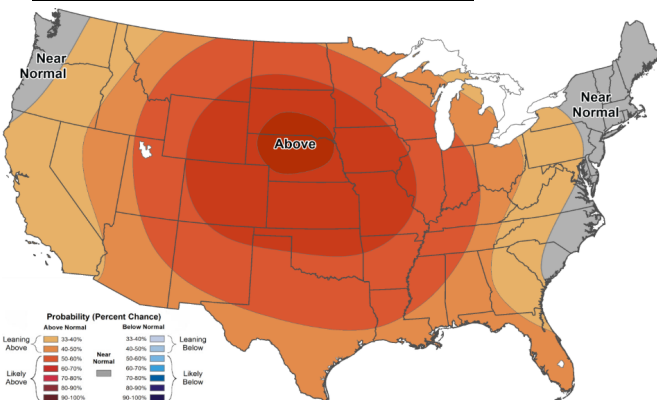
Inventory vs. 1 Year ago: +3.5% Inventory vs. 5-Yr. Ave: +6.7%

## Working Gas in Storage Compared to 5-Year Range

Working gas in underground storage compared with the 5-year maximum and minimum



## Temperature Forecast May 15, 2026 through May 21, 2026



For more information on anything addressed in this report, please contact your Sales Manager.

Sources: NOAA, EIA, CME Group and Baker Hughes

## Daily Nat Gas Use For U.S. Power Production (last 60 days)

