



August 08, 2025

www.enervantage.com

Phone: 502-963-8230

Physical Spot Prices – August 07, 2025

| | Price | Change | Natural Gas Equivalent |
|---------------------------|---------------|-----------|------------------------|
| Natural Gas – H. Hub | \$3.067/MMBtu | -\$0.039 | \$3.067 |
| Propane – Mont Belvieu | \$0.6681/gal | -\$0.0515 | \$7.30 |
| Crude Oil – WTI Cush | \$64.35/bbl | -\$5.650 | \$11.09 |
| No.2 Heating Oil – NYH | \$80.55/bbl | -\$9.270 | \$13.83 |
| No.6 Resid. – G. Coast | \$62.74/bbl | -\$6.910 | \$9.98 |
| Cent App Coal (prev. day) | \$78.25/ton | +\$0.350 | \$3.13 |

Change is from previous week

U.S. Rotary Rig Count for:

Week ending 08-01-25

| | Gas | Oil |
|-----------|-----|-----|
| Current | 124 | 410 |
| Last Week | 122 | 405 |
| Last Year | 98 | 482 |

Market Update is a weekly publication of EnerVantage and is designed to provide industrial and commercial customers with the latest "Market News" in the natural gas industry. The information contained herein is intended as general business information. This publication contains forward-looking material and is not intended for a specific business situation. If you would like copies of previous reports, please visit our website or contact your Sales Manager.

Futures Pricing

At the close of business Wednesday, August 07, 2025 the future strip prices were as follows:

| | This Week 08/07/25 | Last Week 07/31/25 | Change | Last Month 07/07/25 | Change | Last Year 08/07/24 | Change |
|----------------------|-----------------------|-----------------------|----------|------------------------|----------|-----------------------|----------|
| NYMEX near month | \$3.067 | \$3.106 | -\$0.039 | \$3.436 | -\$0.369 | \$3.196 | -\$0.129 |
| NYMEX 12-month strip | \$3.756 | \$3.782 | -\$0.026 | \$4.048 | -\$0.292 | \$3.474 | +\$0.282 |
| NYMEX Winter strip | \$4.028 | \$4.050 | -\$0.022 | \$4.355 | -\$0.327 | \$3.810 | +\$0.218 |
| NYMEX Summer strip | \$3.796 | \$3.823 | -\$0.027 | \$4.018 | -\$0.222 | \$3.289 | +\$0.507 |

Near month range for the week = \$2.895 - \$3.148

Current near month is September '25

Summer strip is April '26 – Oct '26

12-month strip is September '25 – August '26

Winter strip is Dec '25 – Mar '26

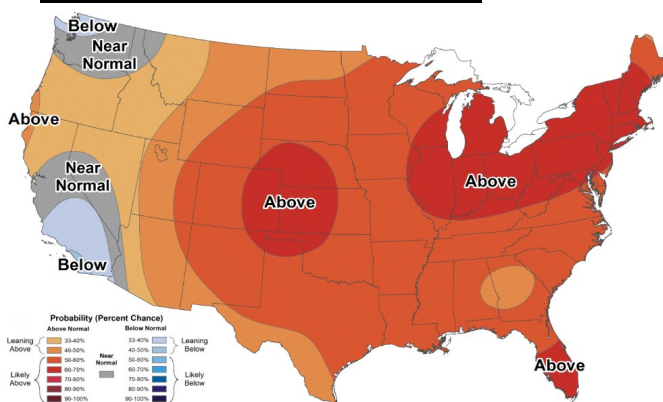
Near-Month Natural Gas

Futures Prices (NYMEX) through Aug 07, 2025



Temperature Forecast

Aug 15, 2025 through Aug 21, 2025



For more information on anything addressed in this report, please contact your Sales Manager.

Sources: NOAA, EIA, CME Group and Baker Hughes

Storage Report

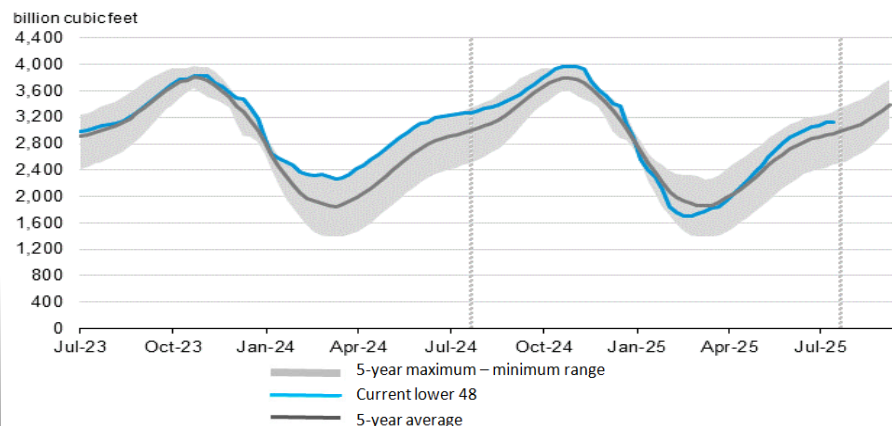
For the week ending Aug 01, 2025, natural gas storage reported by the Energy Information Administration (EIA) was (in Bcf):

| This Week | Last Week | Last Year | 5 Yr. Ave. |
|-----------|-----------|-----------|------------|
| 3,130 | 3,123 | 3,267 | 2,957 |

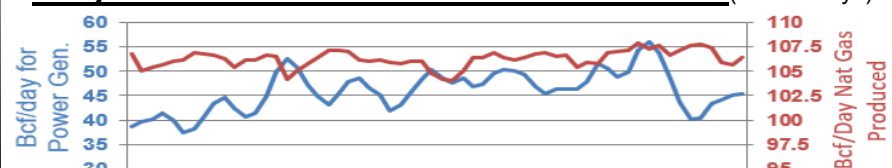
Change this week: +7 Bcf Change for the same week last year: +21 Bcf

Inventory vs. 1 Year ago: -4.2% Inventory vs. 5-Yr. Ave: +5.9%

Working Gas in Storage Compared to 5-Year Range



Daily Nat Gas Use For U.S. Power Production (last 60 days)



Last 52 week Average = 36.6 Bcf/day

Last 30 day Average = 47.8 Bcf/day

% of U.S. Demand = 41%

% of U.S. Demand = 56%